



JER/ARN/CMN/MCJ

**DISPONE LA INCORPORACIÓN AL REGISTRO VOLUNTARIO DE FABRICANTES E IMPORTADORES DE ELEMENTOS DE PROTECCIÓN PERSONAL**

**RESOLUCIÓN EXENTA N° \_\_\_\_\_ /**

**SANTIAGO, 001560 \*14.05.2015**

**VISTO:** estos antecedentes, la Resolución N° 445 de 11 de marzo de 2009, del Instituto de Salud Pública, que crea el Registro Voluntario de Fabricantes e Importadores de Elementos de Protección Personal; el Formulario de Postulación al Registro de Fabricantes e Importadores de Elementos de Protección Personal, Ref. N° 11488/14 del 22 de diciembre de 2014, que acompaña los antecedentes para postular al Registro a la empresa que indica;

**CONSIDERANDO**

**PRIMERO:** Que, se han presentado a este Instituto, los antecedentes de la empresa denominada Topsafety S.A. solicitando su evaluación a fin de postularla al Registro Voluntario de Fabricantes e Importadores de Elementos de Protección Personal, en adelante "el Registro" o "R.F.I." con el elemento de protección personal, en adelante E.P.P., que señala.

**SEGUNDO:** Que, el Departamento Salud Ocupacional del Instituto de Salud Pública, en cumplimiento de la Resolución N° 445 de 2009, del Instituto de Salud Pública, ha evaluado y verificado los antecedentes de la empresa solicitante, los Elementos de Protección Personal señalados en el Formulario de Postulación de fecha 22 de diciembre de 2014, referencia N° 11488/14, y demás documentos anexos, dando como resultado la Recomendación de Incorporación al mencionado Registro, con los productos que más adelante se mencionan; y

**TENIENDO PRESENTE,** las facultades que me confieren los artículos citados, así como los artículos 60 y 61 letra k) del Decreto con Fuerza de Ley N°1 de 2005, que fija el texto refundido, coordinado y sistematizado del Decreto Ley N° 2.763, de 1.979 y de las Leyes N° 18.933 y N° 18.469; el artículo 10 letra k) del Decreto Supremo N° 1.222, de 1.996, del Ministerio de Salud, que aprueba el Reglamento del Instituto de Salud Pública de Chile; la Resolución Exenta núm. 1.355, de 20 de junio de 2012, de este Instituto dicto la siguiente:

**R E S O L U C I Ó N**

**1. INCORPÓRASE** al Registro Voluntario de Fabricantes e Importadores de Elementos de Protección Personal a:

**NOMBRE O RAZÓN SOCIAL:** Topsafety S.A.

**R.U.T.** : 96.583.940-2

**DIRECCIÓN** : Av. Departamental N°1053, La Florida, Santiago, Chile.

**NÚMERO DE INSCRIPCIÓN:** 1102

**LÍNEA DE ACTIVIDAD** : Importador de Elementos de Protección Personal cuyos modelos, norma técnica y organismo certificador, se señalan a continuación:


EPP	MODELO	ORGANISMO CERTIFICADOR	NORMA
Lentes de seguridad	CAT Dozer Smoke CAT Digger Blue Mirror CAT Digger Smoke CAT Tread Smoke CAT Tread Blue Mirror CAT Tread Clear CAT Torque Clear CAT Torque Smoke	INSPEC	EN 166:2001 Protección Ocular

2. El registro tendrá una duración de 3 años contados desde la notificación de la presente resolución.

3. La renovación del Registro sólo aplicará para aquellos E.P.P. cuyos modelos no hayan sufrido variaciones, en tal caso el fabricante y/o importador deberá solicitar la renovación mediante carta dirigida a la Dirección del Instituto, acompañando el respectivo Certificado de Conformidad y los antecedentes legales de la empresa solicitante, con vigencia.

4. PUBLÍQUESE en la página Web del Instituto de Salud Pública: [www.ispch.cl](http://www.ispch.cl).


Anótese y comuníquese.

  
**BO DAVID ESCANILLA CAMUS**  
 JEFE (TP)  
 DEPARTAMENTO SALUD OCUPACIONAL  
 INSTITUTO DE SALUD PÚBLICA DE CHILE

Res.25/15  
 Ref. 11488/14  
 11.05.15

**DISTRIBUCIÓN**

- Departamento Salud Ocupacional
- Sección EPP
- Comunicación e Imagen Institucional
- Interesado
- Gestión de Trámites



**INSPEC**

**CE**

**EC TYPE-EXAMINATION CERTIFICATE: 1346**

**Product description: -** Personal Eye Protection - Spectacles

**Product identification: -** See Schedule

**Manufacturer: -** INSPECS  
7-10 Kelso Place  
Upper Bristol Road  
Bath, BA1 3AU  
United Kingdom

When assessed and examined against harmonised standard EN166:2001, EN169:1992, EN170:1992 and EN172:1994 are found to be in conformity with Council Directive 89/686/EEC and associated amendments, relating to personal protective equipment.

Signed 

Date: 28<sup>th</sup> August 2014


K J Warren, Manager, Certification Services

For and on behalf of INSPEC International Ltd.  
56 Leslie Hough Way, Salford, Gt Manchester M6 6AJ  
England (Notified Body No: 0194)

Certification remains valid until 15<sup>th</sup> May 2019, providing compliance with INSPEC's terms and conditions is maintained.

Original date of issue: 4<sup>th</sup> May 2005

For terms and conditions of issue, see page 2



## Terms and Conditions

Reference Documents: -

- |      |                          |   |   |               |
|------|--------------------------|---|---|---------------|
| i)   | Test Reports             | - | } | TF/1055, 2429 |
| ii)  | Technical File           | - |   |               |
| iii) | Test and Inspection Plan | - |   |               |

Conditions attached to the issue of this certificate:

- i) Marking and instructions have been assessed in the English language only. It is the Manufacturer/Authorised Representatives responsibility to obtain and supply language versions acceptable to the country where the product is to be sold.
- ii) Any changes to the product, technical file or quality manual/quality plan shall be immediately notified to INSPEC.
- iii) The Manufacturer/Authorised Representative shall comply at all times with INSPEC's Regulations governing CE Product Certification.
- iv) This Certificate remains the property of INSPEC and may be withdrawn if any of the conditions attached to its issue are not complied with.
- v) This certificate may be copied or reproduced by the certificate holder, complete and without omissions or additions, and in accordance with INSPEC's terms of business.
- vi) This certificate has been provided in accordance with our standard Terms of Business, which can be viewed at, and printed from:

<http://inspec-international.com/ToB.pdf>

If you have difficulty accessing the Terms of Business, you may contact us for a copy.

# CERTIFICATION INDEX

<b>Item</b>	<b>Status</b>	<b>Issued</b>	<b>Amendment</b>
Pages 1 – 2 Schedule ONE	Withdrawn	050504	Initial issue
Pages 1 - 2 Schedule TWO	Withdrawn	060619	To add model GRINDER
Page 1 to 4	Withdrawn	140515	To add model SHIELD and JET Addition of 5 years validity
Pages 1-4	Valid	140828	To add model TORQUE. To add pink lens. Change of company address.

# CERTIFICATION SCHEDULE

Model	Optical Class	Options	Polycarbonate Lenses	Scale
Spectacles				
DOZER	1	Low Energy (FT)	Clear Orange Smoke Brown Green Welding 3 Welding 5 Amber Blue Mirror Light Gold Mirror Gold Mirror Silver Mirror Pink	2-1.2 / 2C-1.2
DIGGER	1	Low Energy (FT)		2-1.7
BELTER	1	Low Energy (FT)		5-2.5
TRACK	1	Low Energy (FT)		5-2.5
TREAD	1	Low Energy (FT)		3-3
GRINDER	1	Low Energy (FT)		3
SHIELD	1	Low Energy (FT)		5
JET	1	Low Energy (FT) For small head size (H)		2-1.2
TORQUE	1	Low Energy (FT)		5-2.5 / 3-2.5
				5-1.7
			5-2.5	
			5-2.5	
			2-1.2	

FT: Low energy impact at extreme of temperature

TREAD.

# **TEST RESULTS and REPORT**

**for**

**Swiss One Safety SA**

**Z-SWS081505-05**

by



Accredited by the American Association for Laboratory Accreditation to  
ISO 17025 and by the Safety Equipment Institute

- Results in this report only relate to the samples analyzed.
- This report shall not be reproduced, except in full, without written approval from COLTS Laboratories.
- Unless otherwise requested, test samples will be discarded 60 days from the report date.

**COLTS Laboratories**

21915 U.S. Highway 19 N  
Clearwater, FL 33765  
TEL: 727-725-2323  
FAX: 727-725-8890  
Email: info@colts-laboratories.com  
URL: www.colts-laboratories.com



A2LA Accredited-Cert. #1612.01

**Report  
Summary**

**REPORT TO:**

Swiss One Safety SA  
40, chemin de la Petite Boissiere  
1208 Geneva, Switzerland

**PROJECT**

Report of: ANSI Z87.1-2003 Spectacles  
Complete

**of Model(s)**

Tread (1460 - AF) - Clear Anti-Fog Lens, Black Frame

**ATTENTION:** Jean-Pierre Passaquay

**Project ID(s):**

Z-SWS081505-05-01

**DATE:** 9/8/2005

---

On 8/15/2005, COLTS Laboratories received Spectacles, Model: Tread (1460 - AF) - Clear Anti-Fog Lens, Black Frame from Swiss One Safety SA . On 8/22/2005 through 9/8/2005 COLTS Laboratories tested these Spectacles in accordance with ANSI Z87.1-2003 Standards.

**Final Conclusion:**

The Swiss One Safety SA Spectacles Model: Tread (1460 - AF) - Clear Anti-Fog Lens, Black Frame does comply with the ANSI Z87.1-2003 Standards for test(s) performed for ANSI Z87.1-2003 Spectacles Complete.

Please contact us should you have any questions concerning this report.

Respectfully submitted,

COLTS Laboratories

Handwritten signature of Dave Costello in cursive.

Dave Costello  
Lab Manager

Handwritten signature of John M. Young in cursive.

John M. Young  
President



Report To: Swiss One Safety SA  
Project No. Z-SWS081505-05-01



A2LA Accredited-Cert. #161201

Sample ID: Tread (1460 - AF) - Clear Anti-Fog Lens, Black Frame

Report Date: 9/8/2005  
Page 2 of 6

### Report of: ANSI Z87.1-2003 Spectacles Complete

Lab Temp (°C): 23  
Lab Rh: 48  
Test/Property

ANSI Z87.1-2003  
Paragraph

#### Requirement

#### Test Results

#### Acceptance

Spectacle Frame Test

7.2

For the purpose of these tests, frames shall be equipped with test lenses.

Acceptable

Pass

High Mass Impact

7.2.1

No piece shall be detached from the inner surface of any spectacle component, and the test lens shall be retained in the frame. In addition, the lens shall not fracture.

Acceptable

Pass

7.4.2.1.1

High Velocity Impact

7.2.2

No contact with the eye of the headform is permitted as a result of impact. No piece shall be detached from the inner surface of any frame component, and the test lens shall be retained in the frame. In addition, the lens shall not fracture.

7.4.2.1.2

Left Eye Nasal 15 deg	154 fps	Pass
Left Eye Nasal 0 deg	153 fps	Pass
Left Eye Temporal 15 deg	147 fps	Pass
Left Eye Temporal 30 deg	148 fps	Pass
Left Eye Temporal 45 deg	152 fps	Pass
Left Eye Temporal 60 deg	149 fps	Pass
Left Eye Temporal 75 deg	152 fps	Pass
Left Eye Temporal 90 deg	153 fps	Pass
Left Eye 10 mm Above at 90 deg Temporal	150 fps	Pass
Left Eye 10 mm Below at 90 deg Temporal	151 fps	Pass
Right Eye Nasal 15 deg	150 fps	Pass

Report To: Swiss One Safety SA  
 Project No. Z-SWS081505-05-01



AZLA Accredited-Cert. #1612.01

Sample ID: Tread (1460 - AF) - Clear Anti-Fog Lens, Black Frame

Report Date: 9/8/2005  
 Page 3 of 6

## Report of: ANSI Z87.1-2003 Spectacles Complete

Lab Temp (°C): 23  
 Lab Rh: 48

Test/Property: ANSI Z87.1-2003 Paragraph

### Requirement

### Test Results Acceptance

High Velocity Impact

7.2.2

No contact with the eye of the headform is permitted as a result of impact. No piece shall be detached from the inner surface of any frame component, and the test lens shall be retained in the frame. In addition, the lens shall not fracture.

7.4.2.1.2

Right Eye Nasal 0 deg	148 fps	Pass
Right Eye Temporal 15 deg	149 fps	Pass
Right Eye Temporal 30 deg	152 fps	Pass
Right Eye Temporal 45 deg	153 fps	Pass
Right Eye Temporal 60 deg	150 fps	Pass
Right Eye Temporal 75 deg	152 fps	Pass
Right Eye Temporal 90 deg	153 fps	Pass
Right Eye 10 mm Above at 90 deg Temporal	150 fps	Pass
Right Eye 10 mm below at 90 deg Temporal	153 fps	Pass

Penetration Test

7.3.3

The lens shall not fracture or be pierced through as a result of this test. No piece shall be detached from the inner surface of any spectacle component and the lens shall be retained in the frame.

7.4.1.7.4.2.1.3

Acceptable Pass

Optical Qualities

7.4.3.1

The lenses shall be free of shape, bubbles, waves and other visible defects and flaws which would impair their optical quality per the specifications and test methods in ANSI Z80.1-1999.

7.5.3

Acceptable Pass

Report To: Swiss One Safety SA  
 Project No. Z-SWS081505-05-01



A2LA Accredited-Cert. #1612.01

Sample ID: Tread (1460 - AF) - Clear Anti-Fog Lens, Black Frame

Report Date: 9/8/2005  
 Page 4 of 6

Report of: ANSI Z87.1-2003 Spectacles Complete

Lab Temp (°C): 23  
 Lab Rh: 48

Test/Property	ANSI Z87.1-2003 Paragraph	Requirement	Test Results	Acceptance
---------------	---------------------------	-------------	--------------	------------

Prismatic Power	7.4.3.2	The prismatic power shall not exceed 0.50 diopters in any direction. Vertical prism imbalance shall not exceed 0.25 diopters, and horizontal prism imbalance shall not exceed 0.25 diopters "Base In" or 0.50 diopters "Base Out". Complete Prism Vertical Imbalance Horizontal Imbalance In Horizontal Imbalance Out	0.10 0.05 0.00 0.00	Pass Pass Pass Pass
-----------------	---------	---	------------------------------	------------------------------

Refractive Power	7.4.3.3	The refractive power, in any meridian, shall not exceed $\pm 0.06D$ . The maximum astigmatism (the absolute difference in power measured in the two extreme meridians) shall not exceed 0.06D. Refractive Left Refractive Right Maximum Astigmatism Left Maximum Astigmatism Right	-0.02 +0.015 0.03 0.02	Pass Pass Pass Pass
------------------	---------	--	---------------------------------	------------------------------

Resolving Power	7.4.3.4	All lines in both orientations of NBS Pattern 20 shall be clearly resolved. Left Right	24 28	Pass Pass
-----------------	---------	--	----------	--------------

Haze	7.4.3.5	Clear plano lenses shall exhibit not more than 3% haze when tested in accordance with section 14.11.	0.27	Pass
------	---------	--	------	------

Report To: Swiss One Safety SA  
 Project No. Z-SWS081505-05-01



A2LA Accredited-Cert. #1612.01

Sample ID: Tread (1460 - AF) - Clear Anti-Fog Lens, Black Frame

Report Date: 9/8/2005  
 Page 5 of 6

Report of: ANSI Z87.1-2003 Spectacles Complete

Lab Temp (°C): 23  
 Lab Rh: 48

Task/Property

ANSI Z87.1-2003  
 Paragraph

Requirement

Test Results

Acceptance

Transmittance

7.4.3.6

Plano lenses shall comply with the requirements specified in table 1 for clear or filter lenses, or table 2 for special purpose lenses.

Table 1:

0.90 ≤ R ≤ 1.10 (clear to shade 3 lenses)

0.80 ≤ R ≤ 1.25 (shade 4 and higher)

Table 2:

0.90 ≤ R ≤ 1.10 (LT Max% 100, Min% 8)

0.80 ≤ R ≤ 1.20 (LT Max% <8, Min% 0.2)

Luminous Left eye

91.6

Pass

Luminous Right eye

91.7

Pass

Luminous Ratio

0.998909487

Pass

Flammability

7.6

The material shall not burn at a rate greater than 76 mm (3 in) per minute.

Lens

Self Extinguished

Pass

Front

21 mm/min.

Pass

Temple

Self Extinguished

Pass

Corrosion Resistance

7.7

Metal components used in spectacles as utilized on the device shall be corrosion resistant to the degree that the function of the spectacles shall not be impaired by the corrosion.

Acceptable

Pass

Cleanability

7.8

The function and markings of the spectacles shall not be impaired by the cleaning process.

Acceptable

Pass

Marking

7.10

All Markings shall be permanent, legible, and placed so that interference with the vision of the wearer is minimal.

Acceptable

Pass

This report shall be reproduced except in full, without written approval of COLTS Laboratories.

Report To: Swiss One Safety SA  
Project No. Z-SWS081505-05-01



A2LA Accredited-Cert. #1612.01

Sample ID: Tread (1460 - AF) - Clear Anti-Fog Lens, Black Frame

Report Date: 9/8/2005  
Page 6 of 6

## Report of: ANSI Z87.1-2003 Spectacles Complete

Lab Temp (°C): 23  
Lab RH: 48

Test/Property

ANSI Z87.1-2003  
Paragraph

Requirement

Test Results

Acceptance

Frame Marking for Products with Removable Lenses

7.10.1

Spectacle Frames including the front, at least one temple, and removable sideshields shall be marked with the manufacturer's mark or symbol and "Z87". If the frame is intended for non-plane lenses, the front end at least one temple shall be marked with the manufacturer's mark or symbol and "Z87-2". In addition, the components of frames that are intended for non-plane use shall be marked for size in accordance with the system described in ANSI Z80.5-1997. Fronts shall be marked with the A-dimension (eye size) and DBL (distance between lenses). Temples shall be marked with their overall length.

Front

Temple

Acceptable

Pass

Acceptable

Pass

Removable Lens Marking

7.10.2

Mark or Logo and "+": Identification of manufacturer. Complies with High Impact

Acceptable

Pass